



NEXT CLUB MEETINGS

Green Square Community Hall
3 Joynton Avenue Zetland


7pm Tuesday 10 March 2020

Members to bring in tree for discussion and advice.


7pm Tuesday 14 April 2020


A talk on construction of a landscape by Bryan.

CONTACT DETAILS

 0432 461 025

 info@sydneycitybonsai.org.au

 <http://sydneycitybonsai.org.au>

 PO Box 486
Summerhill NSW 2130

COMMITTEE

Patron	TBA
President	Chris
Vice President	Neville
Secretary	David
Treasurer	Bryan
Newsletter Editor	Chris (temp?)
Librarian	Les
Committee	Frank, John, Ed & Lee

MEMBERSHIP

Full Membership	\$40
Concession	\$25
Family	\$55
Pensioner	\$25

SCBC wishes to thank Sydney City Council for their continued support for our club by providing the hall at a reduced rate.

MARCH MEETING

- **Styling night.** The Club will stage a “styling night” competition so bring your imagination, a few tools and anyone interested in having a quick introduction to Bonsai.
- **OPPORTUNITY (sale/swap) table** bring in plants, pots etc for trade. 10% for sales; gold coin from each for swap.



IN THIS ISSUE:

- Club News page 2
- Feedback on February meeting page 2
- A bit about Black Pines page 3
- Bonsai Events Calendar page 4

YOUR NEW (INTERIM) EDITOR

After seven years as SCBC editor, Roz is taking a well-earned rest. I would like to thank Roz for the great effort she has put into producing a high-quality newsletter each month over a six year period. Thanks also to the contributors for the numerous stories they have provided over those years.

I (Chris – with the assistance of Bryan and Ed) will try to achieve the standard set, on an interim basis. We are in a learning phase so please tolerate the deficiencies that will inevitably occur. If anyone wants to take on the challenge of being the Editor, don't be shy coming forward.

In the interim, please feel free to supply any stories, articles, comments to share with other members. Also, if there is a particular topic that you would like addressed, raise it with Bryan or myself and we will see what can be done - Chris

MARCH MEETING STYLING NIGHT

The Club will source stock trees and attending members will be arranged into teams to style the trees over a timed period. The trees will be judged by consensus to determine the most successful styling effort. The trees will then be offered for sale by silent auction. This is a great opportunity for less experienced members to have a go at styling trees beside more experienced members. All members are encouraged to attend and bring any interested friends, if desired.

OPPORTUNITY TABLE



There will be a number of potted and stock trees from a relocating member for sale. They will be reasonably priced and there are a number of less common species.

The recent flooding of our Green Square meeting room affected our storage cupboard. Bryan has cleaned it out and came across a number of tools that will be for sale on the stand at good prices.

Fertiliser will also be available and probably a few pots.

ROYAL EASTER SHOW

The Royal Easter Show is approaching. If you are intending to enter the Bonsai competition, the closing date is getting close. Entries close 4th March. The one entry fee covers multiple entries and also includes a Show entry ticket (which is probably of greater value than the entry fee). Everyone is encouraged to have a go.

The Club will not have a formal stand this year as a suitable location was not offered. We will have a “cart” in the Bonsai judging area to look after the exhibits and answer questions over the two days of the judging/exhibition. A small number of volunteers are required to resource the stand. Chris will be requesting volunteers at the March meeting. The relevant dates are 9th (judging) and 10th April (exhibition).

SOURCE: CHRIS DENTON

TEMPORARY CHANGE OF VENUE

Unfortunately the February meeting had to be moved to 100 Joynton Ave due to flooding damage at our regular venue. The Executive was advised of the need to move at very short notice (hours!) so there was not many options other than to let people turn up and direct them on to the alternate venue. The March meeting should be at the regular venue, subject to differing advice from Sydney City Council.

I apologise for the dearth of photos but due the change in editorship and mess-up with the venue, photographic considerations and note-taking were overlooked. My apologies for any omissions but what follows is my best recollection.

Despite the change of venue at short notice, there was a good roll-up of members, everyone brought a tree, and after an introduction by each owner, informative discussion ensued.

Roz brought a couple of her Eucalypts that are coming along nicely – a discussion point was whether burning off the foliage from one tree had any different impact to conventional trimming. It was not obvious that it did, but flaming was a lot more fun.

Neville brought a lovely Callistemon in the dramatic style he is now experimenting with. It was an impressive start.

Danny brought in a fig that was a stock plant from Bonasi World and styled a year or so ago. Its coming on.

Chris brought a very sad Lilli Pilli to demonstrate the result of poor maintenance. What was once an impressive (and expensive) tree was now in need of total restoration. It is unlikely to ever attain the charm of the original tree.

John brought in an interesting fig. He sought styling advice and received plenty.

Bryan arrived with a Melaleuca Claret Tops for styling input and again there was vigorous discussion. Likewise **Simon** displayed a Juniper and received plenty of opinions as to how it may be advanced.

There was also a Juniper stock plant tabled. It was full of potential – so much so that it was suggested it should be taken to one of the conventions for advice, from a noted stylist.

All in all it was an informative and entertaining night.

OPPORTUNITY (Sale/swap) TABLE

The Opportunity Table had a decent number of good quality pots Bryan sourced from a bonsai enthusiast and some pots and odds and ends from another enthusiast who dropped them into the Club. Members benefited from the purchases.

RAFFLE

There were some decent Raffle prizes and members responded accordingly

A BIT ABOUT BLACK PINES

SOURCE: BONSAI LEARNING CENTRE, Charlotte, NC, USA

Light Requirements

Pines in general and Japanese Black Pine in particular are sun loving trees. They should be given full exposure to as much sun as possible each day. Black Pines not only tolerate lots of sun, they actually thrive on it. This has the advantage of producing shorter and denser needle growth and reducing the internodal space. In the fall, excessive needle growth should be thinned to allow the sun to penetrate through the entire plant. Good air circulation and strong sunlight are keys in promoting good health and resistance to insects and fungi and for stimulating the plant to set new buds.

Soil and Potting Requirements

Black Pines should be transplanted in the early spring just as the buds (candles) are beginning to swell. Trees should be protected from freezing after transplanting. Soil mixtures may be of a variety of materials, but should provide for excellent drainage. Soil mixes used include turface, pine bark chips, fragmented granite and haidite (expanded shale). The composition is 75% aggregate materials with the pine bark making up the final 25% and acting as the organic component. Pines are slow to react. Consider the amount of time your Christmas tree stays green without the benefit of a root system. Therefore, when root pruning any type of pine tree, proceed carefully. Young trees can be re-potted every two or three years at most. Older, more mature pines should go 4 to 6 years between pottings. Unlike many other varieties of bonsai, pines generally will not tolerate constantly having their root systems tampered with. This doesn't mean you can't transplant them... just don't get too enthusiastic. The good news is that black pine root systems are much more tolerant of root pruning than most others. Just bear in mind that pine root systems are slower to grow and will not fill up a pot nearly as rapidly as other varieties of bonsai. Hence they will not require transplanting as often. Standard bonsai potting techniques apply to black pines. Generally speaking you can remove up to a third of the

plants root system in any one springtime. Chopstick soil carefully, fill air pockets. Soak in a rooting stimulant and place in shade for about a week. Keep the root mass moist, but not soggy and mist the foliage frequently until new roots have had a chance to establish themselves.

Watering Requirement

One of the best aspects of black pine is its tolerance for water. Most bonsaists have a bad habit of watering too frequently. Black pines actually prefer to have their root systems a little on the moist side. This is in sharp contrast to most other pines (especially Japanese Five Needle White Pine) which do not tolerate being constantly wet. Try to keep the moisture level in the pot constant and to avoid bouncing back and forth between bone dry and soaking wet. The black pine has a considerable tolerance to overwatering, but you can drown it if you apply yourself. If you have planted it in a coarse, well-draining soil mixture and keep it in full sun, your chances for success are excellent.

Fertilizers

There is a relationship between the amount of water and fertilizer you give a tree and the amount of internodal space and needle size which occur. For young trees where growth is needed a general purpose fertilizer (chemical) which is high in nitrogen should be used. This promotes rampant green growth. For older, mature trees a slow release organic fertilizer which is low in nitrogen may be better. I fertilize all bonsai twice per month during the regular growing season. Note: During fall months a fertilizer which is high in phosphorus and low in nitrogen will help the plant to harden off and store up energy for the coming winter months.

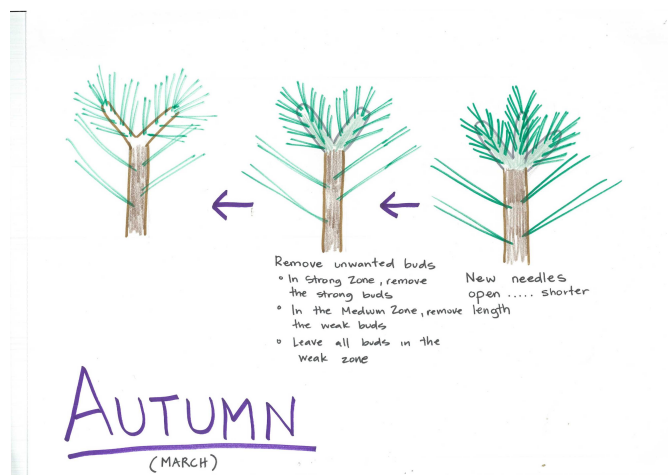
Wiring & Shaping

Japanese Black Pine are very flexible. You may use annealed copper or aluminium as you choose. For pines with heavy or corking bark, it is advisable to wrap the wire in raffia or nursery tape to prevent bark damage. Pines can be wired in the wintertime, but a careful eye is necessary to insure that you do not get wire marks during the spring growth spurt. Because they are so flexible, wire may have to be left longer on pine trees than would normally be the case with other species.

Needle Reduction

The number and size of needles on a black pine can be controlled through a process generally referred to as "needle picking." Although the needles on all variety of pine trees must periodically thinned, the protocols for thinning black pine needles is much more complex and extreme and should not be applied to varieties other

than *Pinus thunbergii*. Briefly stated the process involves gradual elimination of almost 75 percent of the plants green foliage over a three week period in the late springtime. When applied correctly on healthy plant material, the technique will result in vigorous back budding and production of remarkably smaller needles. Space does not allow a complete description of the protocol here. You are well advised to seek out personalized instruction on this technique and/or do more extensive reading before attempting anything other than general maintenance needle reduction on black pines.



Insects and Disease

Japanese Black Pine are susceptible to the usual run of insects that infest your other bonsai. You should take

measures accordingly. Aphids, borers, saw flies and mealy bugs will attack pines. The most common pine infection, however, is Needle Cast. This is a fungal disease which causes the tips of the needles to turn brown. Benomyl, Zyban and other fungicides will solve the problem, but it will not restore needle colour. It is recommended that you put your bonsai on a regular spraying program. An ounce of prevention is worth a pound of cure.

Varieties of Black Pine

Black pines basically fall into three categories. Nishiki, meaning those which have a cork bark appearance; Yatsubusa, meaning varieties with dwarf, small needled or multi-budding varieties; and Seedling varieties meaning those which are cultivated entirely from seed. Nishiki and Yatsubusa they are almost always produced through grafting or cuttings. One of the best seedling varieties being produced in America is the Mikawa variety. This pine is noted for its deeply fissured and flaking, deep bluish coloured bark. In some cases the bark begins to crack and show ridges in about four years. This makes it particularly desirable for bonsai because it can take on an aged appearance in a very short time. Good Nishiki varieties include Gekka Yatsubusa which buds back extremely well, but is not fond of colder climates and Katsuga which trunks quickly and has dark green needles. Yatsubusa varieties include Ban-Sho-Ho with its short thick needles and Koto-Buki which is cultivated widely in Japan

Events Calendar		
Date	Event	Comments
23-29 Mar 2020	National Arboretum Bonsai Week	National Arboretum, Canberra
9-10 April 2020	Royal Easter Show Bonsai competition and exhibition * ENTRIES FOR THE BONSAI SECTION WILL CLOSE WEDNESDAY 4 MARCH 2020. Additional details on entry below	RAS Showground, Olympic Park
15-18 May 2020	2020 AABC National Convention Hosted by Illawarra Bonsai Society.	Bankstown Sports Club, Sydney

RAS Royal Easter Show Bonsai Entry information

See rasnsw.com.au for additional information

Bonsai * THURSDAY 9 APRIL 2020 Classes 400 to 482

Delivery of Exhibits will be permitted from 10.30pm Wednesday 8 April until 7.45am Thursday 9 April.

All Exhibits are to remain benched until Friday 10 April. Exhibit collection times are Friday 10 April from 9pm to Saturday 11 April prior to 7.45am.

Vehicles will be permitted on site from 10.30pm to 8am only.

Weeds declared by City of Parramatta Council are prohibited from being used in any Exhibits at the Sydney Royal Flower & Garden Show. <http://weeds.dpi.nsw.gov.au>

Champions receive a ribbon.

BONSAI

No Exhibit may be entered in more than one Class.

Accent plants will not be permitted to be displayed due to limited bench space.

PRIZE MONEY

1st \$25 each Class unless otherwise specified.

Class prize money supported by Glenfield Wholesale Nursery Pty Ltd.

CLASS 400 - One Bonsai (one tree only), informal upright style, under 400mm.

CLASS 401 - One Bonsai (one tree only), cascade or semi-cascade style, under 400mm.

CLASS 402 - One Bonsai (one tree only), root over rock or clinging to rock, under 400mm.

CLASS 403 - Bonsai ficus, any style, under 400mm.

CLASS 404 - Bonsai, Australian Native (other than fig) any style, under 400mm.

CLASS 405 - Bonsai, any other style, under 400mm.

CLASS 406 - Bonsai, group planting (three or more trees), under 400mm.

CLASS 407 - Bonsai, saikei (landscape), under 400mm. (S4070) - CHAMPION BONSAI - under 400mm

(S4070SA) - Cash Prize supported by Bonsai Society of Australia Inc. Prize \$50

CLASS 408 - One Bonsai (one tree only), informal upright style, over 400mm.

Class 409 - One Bonsai (one tree only), cascade or semi-cascade style, over 400mm.

Class 410 - One Bonsai (one tree only) root over rock or clinging to rock, over 400mm.

Class 411 - Bonsai, ficus, any style, over 400mm.

Class 412 - Bonsai, Australian Native (other than fig), any style, over 400mm.

Class 413 - Bonsai, any other style, over 400mm.

Class 414 - Bonsai, group planting (three or more trees), over 400mm. Class 415 - Bonsai, saikei (landscape), over 400mm. (S4150) - CHAMPION BONSAI - over 400mm

(S4150SA) - Cash Prize supported by Bonsai Society of Australia Inc. Prize \$50

(S4151) - CHAMPION AUSTRALIAN NATIVE BONSAI All first prize winning Native Bonsai Exhibits are eligible

(S4151SA) - Cash Prize supported by Bonsai Society of Australia Inc. Prize \$50

(S4152) - SUPREME CHAMPION BONSAI

(S4152SA) - RAS of NSW Award of Excellence Medallion for Supreme

Champion Bonsai.

(S4152SB) - [The Sue Brennan Annual Trophy supported by Sydney City Bonsai Club.](#)