



### NEXT CLUB MEETING

#### Marrickville Community Centre

Unit 44, 142 Addison Rd., Marrickville

**Basics Classes @ 6.00pm**

**General Meeting @ 7.00pm**

### CONTACT DETAILS



0432 461 025



[info@sydneycitybonsai.org.au](mailto:info@sydneycitybonsai.org.au)



<http://sydneycitybonsai.org.au>



PO Box 486  
Summerhill NSW 2130

### COMMITTEE MEMBERS

Patron	TBA
President	Bryan
Vice President	Vacant
Secretary	David
Treasurer	John
Newsletter Editor	Chris
Librarian	Vacant
Committee	Frank + above

### MEMBERSHIP

Full membership	\$40
Concession	\$25
Family	\$55
Pensioner	\$25

**Note – 2023/24 fees will be due.**

**Payment can be by cash or electronically  
(see John).**

### NEWSLETTER CONTENTS

• Monthly Meeting Feedback	Page 2
• July Meeting Agenda	Page 4
• July Basics Lesson	Page 5
• Clun Fees are due	Page 5
• Swap Table	Page 5
• Facebook Page	Page 6
• Home visit	Page 6
• A Maple's Progress	Page 7
• What people get up to	Page 7
• Articles of Interest	Page 8
• Things to do this Month	Page 8
• Events Calendar	Page 10
• Nomination Form for AGM	Page 11

### EDITORIAL MATTERS

We always welcome any contributions from members, so if you have a project underway, have a query, want to sell/swap/buy something, or otherwise have a tale to share, please get in contact via [info@sydneycitybonsai.org.au](mailto:info@sydneycitybonsai.org.au) or one of the Committee members.





sydney city  
bonsai club inc.

### MONTHLY MEETING FEEDBACK - JUNE

The June meeting was again very well attended with a mix of established members and an expanding group of new members. .

The meeting itself was again preceded by a beginners class which kicked off at 6.00pm. The class, which addressed re-potting issues, was led by John.

At the meeting proper, Bryan welcomed new and established members and introduced Rod Donegon (representative of Hyper Grow and Ausperl) who then proceeded to share his extensive knowledge of materials commonly found in Bonsai mixes.

Rod demonstrated a comprehensive knowledge of materials such as vermiculite, pumices etc., and their interaction with plant health. He also addressed the components of fertilizers and their ideal proportions and how they affect the growth and well-being of plants, with special emphasis on bonsai. Rod's advice was well received and prompted good formal and informal discussion after the body of the presentation.







sydney city  
bonsai club inc.

The formal agenda pretty well occupied all the available time but there was some left for people to inspect the trees that were brought in. Choosing cascades as a topic was always a risky proposition as some members do not have examples to show and transporting cascades is always fraught with the risk of damage (or worse). Nevertheless a few examples were tabled and they were complemented by a number of nice non-cascade trees and a good show on the Swap Table.



Neville and James never fail to impress. Neville's Persimmon (left) and James' Elm (right)



What would a Cascade session be without a couple of Junipers.





sydney city  
bonsai club inc.



Why are Azaleas still flowering?

Grewia as a  
cascade??



One of the tubestock Lilli Pillis issued to members some time ago made a belated appearance at the meeting – one meeting too late!

### JULY MEETING AGENDA – AGM and MALIGNED GEMS

The main agenda item for the July meeting will be the Annual General Meeting. All positions will be declared vacant, nominations for vacant positions will be called, followed by voting for contested positions. **Note** – ALL members not currently holding

a position are highly encouraged to nominate. You do not have to be a bonsai master, the positions are about the management of the Club and new views on how things are run are welcomed. Generally it will entail attending a monthly meeting, after hours, at an Inner West location (currently the Summer Hill pub) and follow-up actions from the Meetings. Club matters are discussed over a pub meal (optional). Positions that need to be filled and their current incumbents are:-

<b>President</b>	Bryan Everts
<b>Vice President</b>	Vacant
<b>Secretary</b>	David Peirce
<b>Treasurer</b>	John Brown
<b>Newsletter Editor</b>	Chris Denton
<b>Committee members</b>	Frank Sartore + those above





sydney city  
**bonsai club** inc.

**Note** – There is a current vacancy and some of the existing office holders are not seeking re-election so new faces are required. Any new Office Holder will be assisted during their settling-in period.

A nomination Form is attached at the end of the Newsletter – don't be afraid to use it and bring it along to the July meeting.

Whatever time is left over after the AGM will feature the maligned gems of the plant world i.e. the declared nuisance species. Think Privet, Cotoneaster, African Olive, Lantana (does anyone actually admit to having one?), Camphor Laurel, Robina and other "invasive" species that are not welcomed at Shows – or even on the site at the Royal Easter Show! No doubt these species are bad news in an uncontrolled environment, but some are really good bonsai material and pose no threat as a bonsai. So give your bad boys (and girls) their 15 minutes of fame, bring them along and be prepared to defend them.

**JUNE BASICS LESSON – more re-potting**

The Basics lesson this month is a re-potting practical class so be prepared to get dirty, again. The Basics lessons start at 6.00 p.m. and ends at 7.00 p.m. in time for the General Meeting and AGM, so best be on-time. NOTE - financial members can join in the Basics lessons if they wish, but, as a courtesy, please let John or Bryan know in advance via the Club e-mail.

**CLUB FEES ARE DUE**

Its that time of year again when Club Fee are due. There is no increase in fees - they remain the same as they have for a number of years. Fees can be paid in cash to our Treasurer John or by bank transfer. Electronic payment details are:-

**Sydney City Bonsai Club**

**BSB: 032-152**

**A/C No.: 166305**

Make sure to include your name in the transfer details so it is clear who has paid.

**SWAP TABLE**

There will be a Swap Table at the next meeting which will be stocked with whatever is brought along **AND** surplus trees from our street stall. Members are encouraged to contribute to the table so if you have surplus tree(s) or materials bring it along. Having some loose change available may see you with a bargain. The Swap Table was well appointed at the June meeting.

To make things easy, owners should attach a price (even if it's free) and their name to their offerings. Also, a donation of 10% of the sale price is expected. The donation goes to the Club.





sydney city  
bonsai club inc.

#### FACEBOOK PAGE

The private Facebook page run by John Brown is still going strong and anyone interested in participating should contact John for an invitation. There is some good quality chat on the Facebook page

and members are encouraged to join.

#### HOME VISIT

Neville made the kind offer to have people around to his residence, to have a look at his Bonsai collection. More than a dozen people were able to take up the offer. They were

rewarded with great weather and an equally great display. Neville's trees were in fine form and demonstrated that native species make really impressive bonsais. (As an aside, at this time of year, cast an eye over the SALE racks at "Flower Power". There are some good examples of Australian natives, and other species, currently available at very good prices. They may be looking a bit sad due to less-than-optimal care and seasonal factors but they are great value).



Neville and James have also got a good grasp of the technique of using styrene foam and tinted fibreglass resin to make lightweight feature rocks and pots. There were a number of examples in use, ready to go and under construction. We may get lucky and have a demonstration of their techniques at a Club meeting in the future.

While in Neville's shed a collection of pots from local potters was revealed. Neatly stacked away, these pots were patiently waiting to be matched to just the right tree. The symbiosis between pots and trees was a recurring feature of Neville's collection. Pots from specialised bonsai potters may not be the cheapest option but they are likely to have the greatest impact. And, with proper handling, they are good for a lifetime.

James' arm may also be twisted to have a similar "Open day" at his residence so keep your ears open for an announcement, hopefully in the not-to-distant future.





**A MAPLE'S PROGRESS OVER APPROX. 6  
DECADES - Found by David**

Start with something nice (probably 10yrs+ old???) and add another 60 years of care and training and you can get something **really** nice..... a bit ambitious for anyone older than 20 or so.

## Development Of A Japanese Maple From The Matsudaira Shohin Bonsai Collection

I obtained this shohin Japanese bonsai from the Matsudaira Shohin Bonsai Collection in February 1985, but could not afford the unglazed round shallow container. This bonsai has been turned around several times in its 128 years of training. I was acting as a "curator" trying to maintain the original design when purchased. In 2005 I decided to change the design and added several branches by inarch grafting. As can be noticed my new design is very similar to the original design by the Matsudairas as seen in 1973. It was displayed in the 1957 and 1974 Kokufu Bonsai Exhibitions.



Courtesy of the Matsudaira Shohin Bonsai Collection

**WHAT PEOPLE GET UP TO**

A bit slow lining up a member this month so no-one is featured. However I would like to invite members to share their non-bonsai experiences and interests with other members. It is really

interesting to find out what people get up to. Don't be shy, everyone has a story to share. Contact the Newsletter editor personally or via the Club website to contribute.



### ARTICLES OF INTEREST

If you become aware of any articles on the web, or elsewhere, that may be of interest to members, you can use this space to pass on the word. Just send an e-mail to the Club's address with the contact details for the article and we can put it in this section.

The IBS June Newsletter has a short article on re-potting deciduous trees.

The Tops Weekend Workshops is scheduled for 25<sup>th</sup> – 27<sup>th</sup> August. See Illawarra Bonsai Society website for more details.

There is an "Earth and Fire" Bonsai Potters Exhibition and Sale at Baulkham Hills on 29<sup>th</sup> July – could be interesting. Check the website which is in the latest IBS Newsletter.

The latest Bonsai Society of Sydney newsletter has an article re spraying Lime Sulphur during winter and a notice of their exhibition on 19<sup>th</sup> August at Forestville.

### THINGS TO DO THIS MONTH by John JULY

1. Take the time to collect sufficient materials now for re-potting.
2. Conifers, deciduous and flowering trees can be re-potted now. Ideally most of your deciduous trees should be re-potted prior to bud swell which will normally occur around late July and August in Sydney, but if you have a lot of trees to be re-potted you may want to start re-potting some in early July. Species that could be considered for early re-potting are; Mulberry, Chinese Elm, Japanese Flowering Cherry, Japanese Flowering Apricot, Japanese Flowering Quince, Chinese Quince, Pomegranate and Pears.
3. Heavy prune and trunk chop deciduous and evergreen trees while dormant (except [Japanese Maples](#) and [Pines](#)). Energy stored in the roots will help accelerate the new growth in Spring.
4. All species of trees can be wired at this time so that it can be left on as long as possible while the tree is dormant.
5. Any deciduous trees that you have in the ground can be dug up, root pruned and return to the ground for further growth. Alternatively if they have developed sufficiently they can be potted. (leave evergreens until early Spring)
6. Pines and evergreens can be grafted now.
7. Melaleuca cuttings can be taken now off half-ripe lateral shoots.
8. Repot and root prune cedars.
9. Spray trees that are prone to mildew (eg maples, crepe myrtles, oaks, roses and olives) with lime-sulphur solution two or three times during Winter. However it doesn't hurt to spray all deciduous trees. Cover the soil of the pot with hand towel or newspaper to prevent the lime-sulphur from soaking into the soil and damaging roots. Spray on a clear day with no wind and make sure you spray all parts of trunk, branches and top and bottom of leaves. Wear gloves and mask and avoid overspray which can stain or bleach. Its also a good time to clean and paint Jins and Sharis with lime sulphur.
10. During re potting work keep an eye out for Curl Grubs. These destructive pests have a white body an orange brown head and strong mouth parts and usually rest in a "U" shape. They eat the tree's fibrous





root and if not detected and removed can kill a tree. The best prevention is early detection. If you do find them remove every single one of them large or small. They can get wedged tightly right up into root systems so you may have to shake all the soil out to get them all.

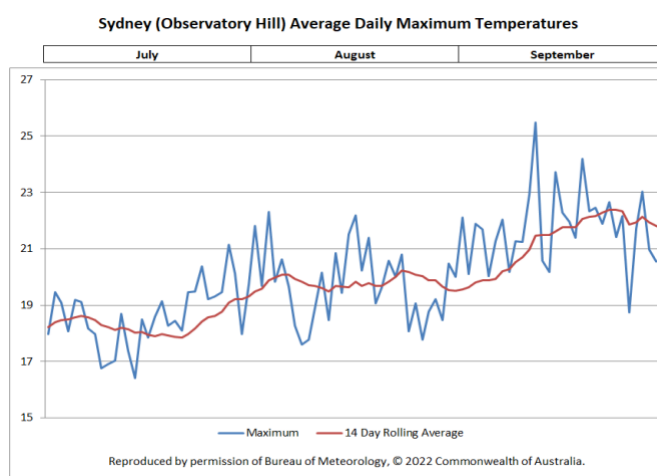
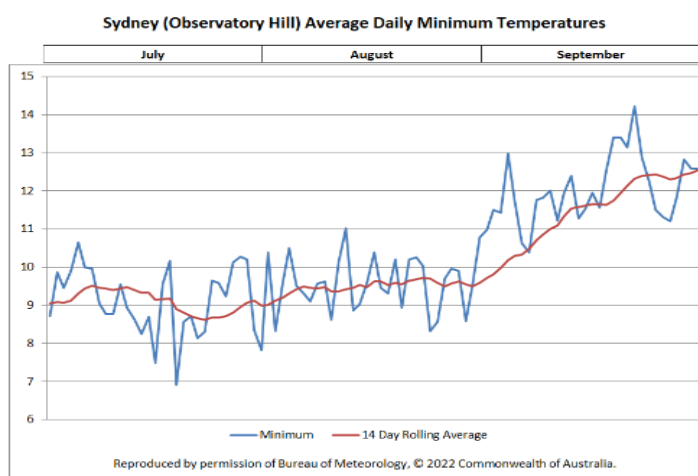
If you suspect that some may be in your tree but it is not the right season for re potting try immersing them in a weak solution of Condi's Crystals for a day or two. Some will crawl out of the pot and others will just drown in the root system.

11. After re potting a dose of Seasol will help the root system get back into full swing at a much faster rate as well.
12. Keep trees in the Sun during Winter if possible. Particularly trees that you may have had in the shade during summer such as Acers (Maples). This will also help to avoid root rot.
13. Give benches a good scrub to remove the build-up of gunk. Use a very dilute solution of bleach to help kill unwanted larvae and spores.
14. Avoid feeding your bonsai Nitrogen based fertiliser, particularly for deciduous trees. Look for the nutrient analysis to confirm the NPK ratio to determine if you are using a fertiliser or a soil conditioner. Seasol® and GOGO® Juice and other soil conditioners are fine to give to trees during the winter period and it is safe to apply these products after repotting.

#### Sources:

1. AusBonsai Wiki
2. "Bonsai, Its Art, Science, History and Philosophy" by D R Koreshoff
3. Dennis McDermott
4. Alex Bennett

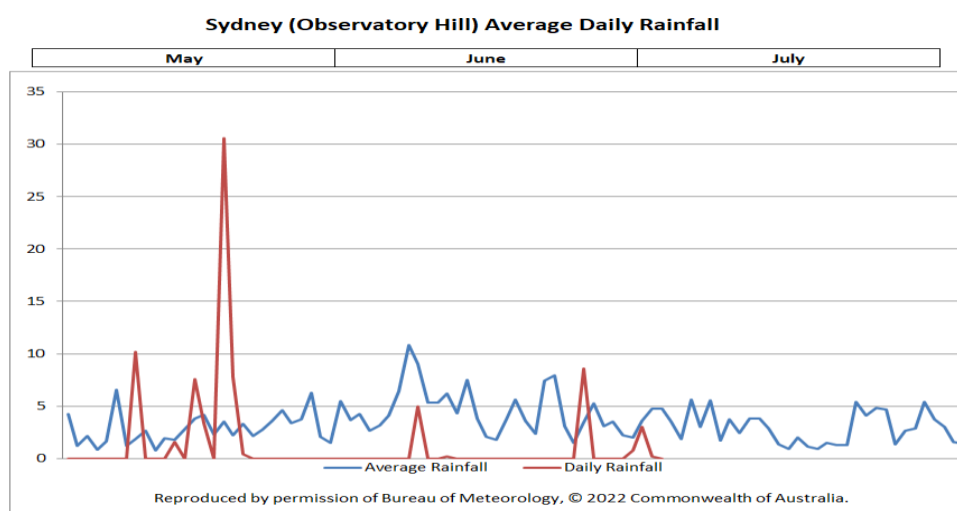
Min/Max BOM temperature forecasts (Observatory Hill) for the upcoming months including 14 day rolling average, provided by David follow:-



Also of interest is the Year-To-Date rainfall. As you no doubt know we have had an unseasonably dry June so keep an eye on your watering regime.



sydney city  
bonsai club inc.



### BONSAI EVENTS CALENDAR

Bonsai Society of Australia	Visit their website – <a href="http://www.bonsai.asn.au">www.bonsai.asn.au</a>	See website for details
Nepean Bonsai Society Newsletter	Visit their website - <a href="http://www.nepeanbonsaisociety.org">www.nepeanbonsaisociety.org</a> -	See what the mountain people get up to.
The Tops Weekend Workshops 25 <sup>th</sup> -27 <sup>th</sup> August Illawarra Bonsai Society	Visit their website – <a href="http://www.illewarrabonsaisociety.org">www.illewarrabonsaisociety.org</a> - good content in their newsletter	
Bonsai Society of South Australia website	Website is worth a visit – <a href="http://www.bonsaiaa.org.au">www.bonsaiaa.org.au</a>	
Yarra Valley Bonsai Newsletter	Visit their website - <a href="http://www.yarravalleybonsai.org.au">www.yarravalleybonsai.org.au</a>	
Victorian Native Bonsai Club Newsletter	Visit their website – <a href="http://www.vicnativebonsai.com.au">www.vicnativebonsai.com.au</a> - well worth a look.	
School of Bonsai	Visit their website – <a href="http://www.schoolofbonsai.com.au">www.schoolofbonsai.com.au</a>	
Canberra Bonsai Society	Put out a good newsletter - visit their website – <a href="http://www.cbs.org.au">www.cbs.org.au</a>	
Central Coast Bonsai Club	For more details go to <a href="http://www.centralcoastbonsai.com.au">www.centralcoastbonsai.com.au</a>	
BSS Exhibition 19 <sup>th</sup> August Bonsai Society of Sydney	Go to <a href="http://www.bonsaisocietysydney.org.au">www.bonsaisocietysydney.org.au</a>	Check website for Exhibition details
29 <sup>th</sup> July 2023 Earth and Fire Bonsai Potters Exhibition and Sale	Balcombe Estate, Baulkham Hills	See IBS website for more details

Check out other clubs' meeting dates via their web-sites or give them a call for meeting details. Attending another club is worth the effort.

### Sydney City Bonsai Club Nomination form 2023





sydney city  
**bonsai club** inc.

**AGM 7 pm, Tuesday 11 July, 2023**  
**Unit 44**  
**142 Addison Rd., Marrickville, 2204**

Positions: President, Vice President, Secretary, Treasurer, Newsletter Editor, Committee Members

Position \_\_\_\_\_

Person nominated (printed) \_\_\_\_\_

Signature of Nominee \_\_\_\_\_

Person proposing nomination (printed) \_\_\_\_\_

Signature of Nominator \_\_\_\_\_

Nomination Secunder (printed) \_\_\_\_\_

Signature of Secunder \_\_\_\_\_

---

Office use only:

Nomination received date:

Returning Officer Initials: